

Colours

Name _____

I see a **red**  crab.

Glue/Staple

By Lavinia Pop © 2013

Name: _____

Trace the following word:


 red red red red red

4 of my Flip Book sentences are:


1 _____

red


By Lavinia Pop © 2013

 heart.


Glue/Staple

 barn.


Glue/Staple

 apple.

Glue/Staple





 strawberry.

Name _____

I see a **red**  crab.

Glue/Staple

By Lavinia Pop © 2013

 barn.	 apple.	 strawberry.	 heart.
---	--	---	--

Introduction

About this book:

This book contains 7 Back to School sight word flip books in black & white and colour. Each booklet is accompanied by a worksheet where children trace the focus sight word and then write some of their favourite sentences from the flip book.

Directions for use:

To assemble the flip books, cut out each rectangle, then along the lines of the bottom rectangle. Make sure that the top rectangle is left intact as it will form the base for the flip book! Arrange the “flips” (pages) one on top of the other and staple them to the base. Students will have lots of fun reading their flip books over and over again to friends and family! Once children have finished reading their flip book, they can complete the recording sheet included at the beginning of the unit.

Happy Teaching :)



Top and bottom rectangles have been cut out. TOP rectangle has been left intact.

“Flips” (pages) have been placed one on top of the other and stapled to the base.




Name _____

I see a


red

Glue/Staple




crab.

By Lavinia Pop © 2013




barn.

Glue/Staple




apple.

Glue/Staple



strawberry.


Glue/Staple



heart.

red

Name: _____



Trace the following word:

red red red red red

4 of my Flip Book sentences are:

1.

2.

3.


4.

Name _____

I see an
orange


By Lavinia Pop © 2013

Glue/Staple



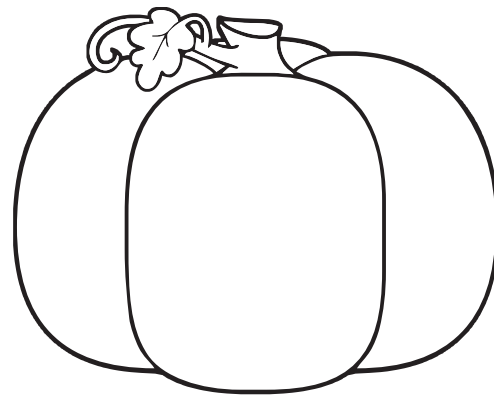
fox.

Glue/Staple




fish.

Glue/Staple

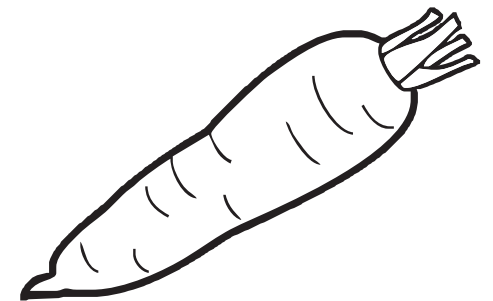


pumpkin.

Glue/Staple



sunhat.




carrot.

orange

Name: _____

Trace the following word:



orange orange orange

4 of my Flip Book sentences are:

1.

2.

3.


4.

Name _____

I see a
yellow


By Lavinia Pop © 2013

Glue/Staple




teapot.

Glue/Staple




duckling.

Glue/Staple




sun.

Glue/Staple



leaf.




banana.

yellow

Name: _____

Trace the following word:



yellow yellow yellow

4 of my Flip Book sentences are:

1.

2.

3.

4.

Name _____

I see a
green

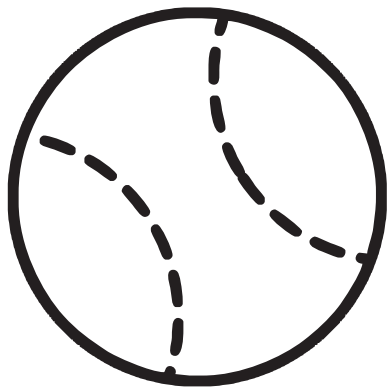
By Lavinia Pop © 2013

Glue/Staple




skirt.

Glue/Staple




ball.

Glue/Staple

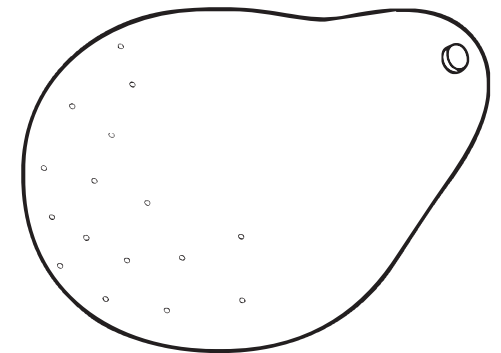


frog.

Glue/Staple



hat.




avocado.

green

Name: _____

Trace the following word:



green green green green

4 of my Flip Book sentences are:

1.

2.


3.

4.

Name _____


I see a blue

Glue/Staple




dresser.

By Lavinia Pop © 2013



bird.

Glue/Staple



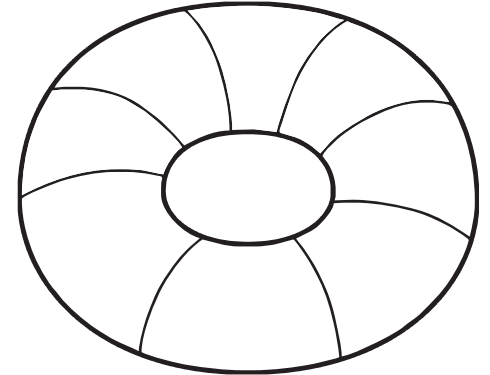
shirt.

Glue/Staple



jacket.

Glue/Staple




tube.

blue

Name: _____

Trace the following word:



blue blue blue blue

4 of my Flip Book sentences are:

1.

2.

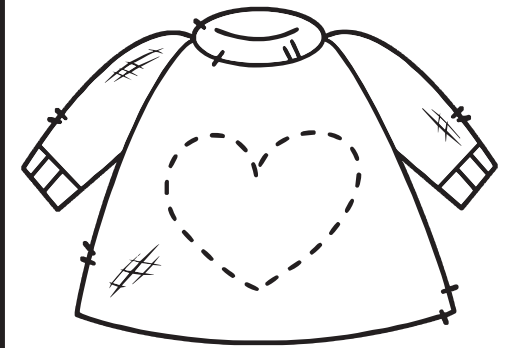
3.

4.

Name _____


I see a
pink

Glue/Staple




sweater.

By Lavinia Pop © 2013



book.

Glue/Staple




pig.

Glue/Staple



eraser.

Glue/Staple




cup.

pink

Name: _____

Trace the following word:



pink pink pink pink

4 of my Flip Book sentences are:

1.

2.


3.

4.

Name _____

I see a
purple


Glue/Staple



mug.

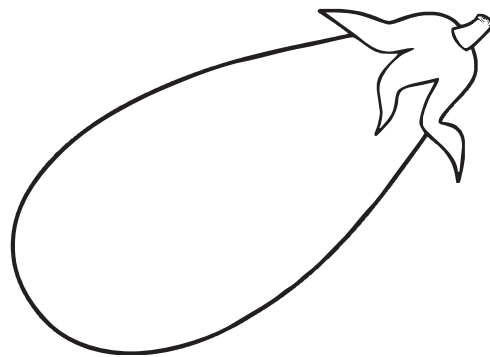
By Lavinia Pop © 2013

Glue/Staple




flower.

Glue/Staple




eggplant.

Glue/Staple



umbrella.




ornament.

purple

Name: _____

Trace the following word:



purple purple purple

4 of my Flip Book sentences are:

1.

2.

3.

4.

Name _____

I see a
brown

By Lavinia Pop © 2013

Glue/Staple



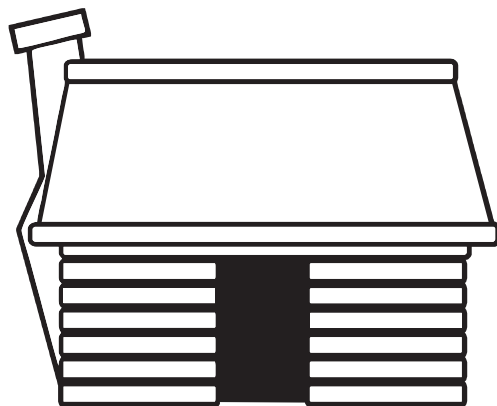
bear.

Glue/Staple



dog.

Glue/Staple

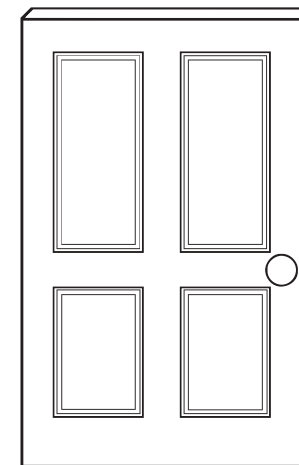


cabin.

Glue/Staple



squirrel.




door.

brown

Name: _____

Trace the following word:



brown brown brown

4 of my Flip Book sentences are:

1.

2.


3.

4.

Name _____

I see a
black

Glue/Staple




swan.

By Lavinia Pop © 2013


Glue/Staple

Glue/Staple


Glue/Staple




jellybean.



spider.



cat.




crow.

black

Name: _____

Trace the following word:



black black black black

4 of my Flip Book sentences are:

1.

2.

3.


4.

Name _____

I see a

gray
wolf.


Glue/Staple



wolf.


By Lavinia Pop © 2013

Glue/Staple



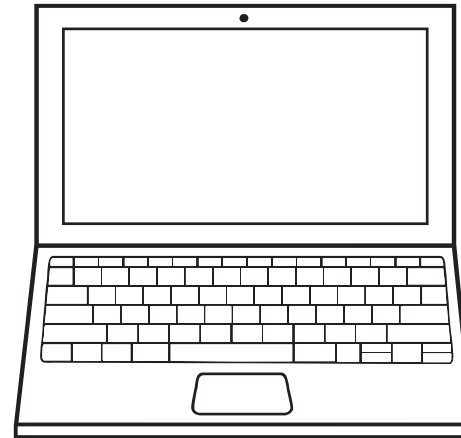
cat.

Glue/Staple




raccoon.

Glue/Staple



laptop.




elephant.

gray

Name: _____

Trace the following word:



gray gray gray gray

4 of my Flip Book sentences are:

1.

2.

3.


4.

Name _____

I see a

grey


Glue/Staple



wolf.


By Lavinia Pop © 2013

Glue/Staple



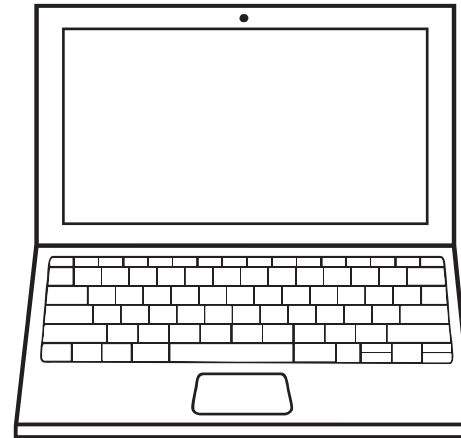
cat.

Glue/Staple




raccoon.

Glue/Staple



laptop.




elephant.

grey

Name: _____

Trace the following word:



grey grey grey grey

4 of my Flip Book sentences are:

1.

2.


3.

4.

Name _____


I see a
white

Glue/Staple



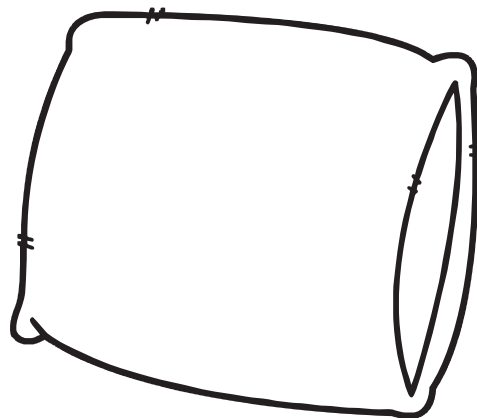
cloud.

By Lavinia Pop © 2013




egg.

Glue/Staple




pillow.

Glue/Staple



sink.

Glue/Staple




toilet.

white

Name: _____

Trace the following word:



white white white white

4 of my Flip Book sentences are:

1.

2.

3.


4.

Name _____

I see a

red

Glue/Staple




crab.

By Lavinia Pop © 2013




barn.

Glue/Staple



apple.

Glue/Staple



strawberry.

Glue/Staple



heart.

Name _____

I see an
orange


By Lavinia Pop © 2013

Glue/Staple



fox.

Glue/Staple



fish.

Glue/Staple




pumpkin.

Glue/Staple



sunhat.



carrot.

Name _____

I see a
yellow

Glue/Staple



teapot.

By Lavinia Pop © 2013

Glue/Staple



banana.

Glue/Staple



duckling.

Glue/Staple



sun.



leaf.

Name _____


I see a
green

By Lavinia Pop © 2013

Glue/Staple



skirt.



ball.

Glue/Staple




frog.

Glue/Staple



hat.

Glue/Staple



avocado.

Name _____

I see a blue

Glue/Staple



dresser.

By Lavinia Pop © 2013



bird.

Glue/Staple




shirt.

Glue/Staple



jacket.

Glue/Staple



tube.

Name _____

I see a
pink

Glue/Staple




sweater.

By Lavinia Pop © 2013



book.

Glue/Staple



pig.

Glue/Staple



eraser.

Glue/Staple



cup.

Name _____

I see a
purple


Glue/Staple



mug.


By Lavinia Pop © 2013

Glue/Staple



flower.

Glue/Staple

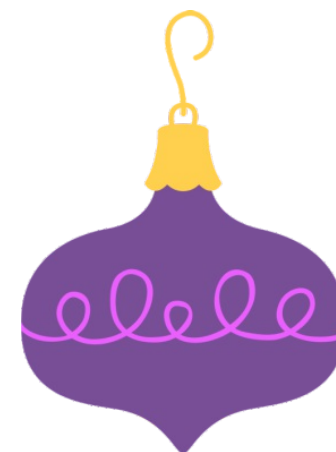


eggplant.

Glue/Staple



umbrella.



ornament.

Name _____

I see a
brown

Glue/Staple



bear.

By Lavinia Pop © 2013

Glue/Staple



dog.

Glue/Staple



cabin.

Glue/Staple



squirrel.




door.

Name _____

I see a
black

Glue/Staple




swan.

By Lavinia Pop © 2013

Glue/Staple

Glue/Staple

Glue/Staple



jellybean.



spider.



cat.




crow.

Name _____

I see a

gray

Glue/Staple



wolf.

By Lavinia Pop © 2013

Glue/Staple



cat.

Glue/Staple




raccoon.

Glue/Staple



laptop.



elephant.

Name _____

I see a

grey

Glue/Staple



wolf.

By Lavinia Pop © 2013

Glue/Staple



cat.

Glue/Staple




raccoon.

Glue/Staple



laptop.



elephant.

Name _____

I see a
white


Glue/Staple



cloud.

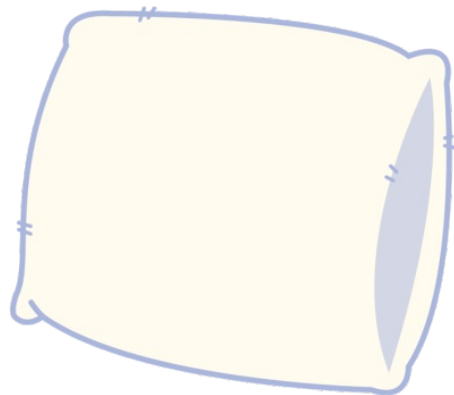
By Lavinia Pop © 2013

Glue/Staple



egg.

Glue/Staple



pillow.

Glue/Staple



sink.



toilet.