

Numbers 1-10

by Lavinia Pop

Name _____

nine

I will eat 9

cupcakes.

Glue/Staple



nine

eat 9

cupcakes.

Glue/Staple



apples.

Glue/Staple



lollipops.

Glue/Staple



sandwiches.

Glue/Staple

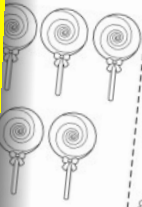


bananas.


Staple

Glue/Staple

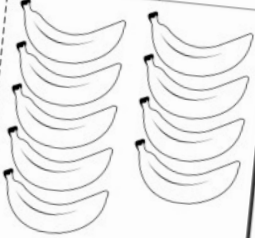
Glue/Staple



lollipops.



sandwiches.



bananas.

Introduction

About this book:

This book contains 10 number flip books in black and white and 10 flip books in colour. The booklets have been created to aid children learning to count from 1 – 10.

Directions for use:

To assemble the flip books, cut out each rectangle, then along the lines of the bottom rectangle. Make sure that the top rectangle is left intact as it will form the base for the flip book! Arrange the “flips” (pages) one on top of the other and staple them to the base. Students will have lots of fun reading their flip books over and over again to friends and family! Once children have finished reading their flip book, they can complete the recording sheet included at the beginning of the unit.

Happy Teaching :)



Top and bottom rectangles have been cut out. TOP rectangle has been left intact.

“Flips” (pages) have been placed one on top of the other and stapled to the base.



Numbers

Flip Book

Name _____

Write a sentence from your flip book.

Write the number.

Draw a picture.



Write the number word.

Name _____

one

I see




Glue/Staple




house.

By Lavinia Pop © 2013




church.

Glue/Staple



school.

Glue/Staple



hospital.

Glue/Staple



firehouse.

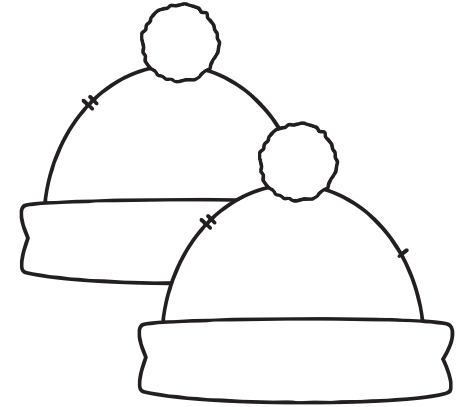
Name _____

two

I have

2


Glue/Staple



hats.

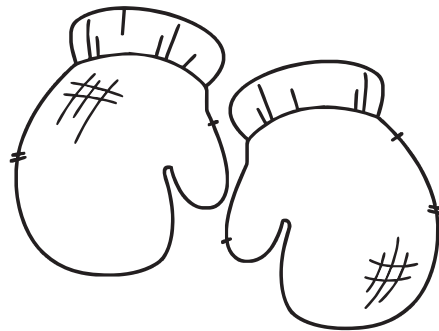
By Lavinia Pop © 2013

Glue/Staple




coats.

Glue/Staple

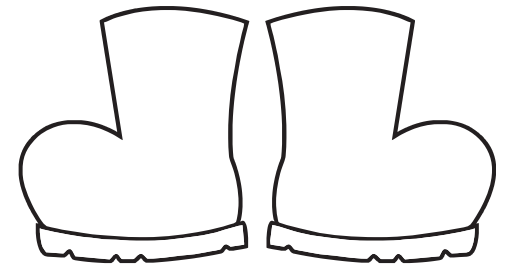


mittens.

Glue/Staple



scarves.





boots.

Name _____

three

There are 3


Glue/Staple



tables.


By Lavinia Pop © 2013

Glue/Staple



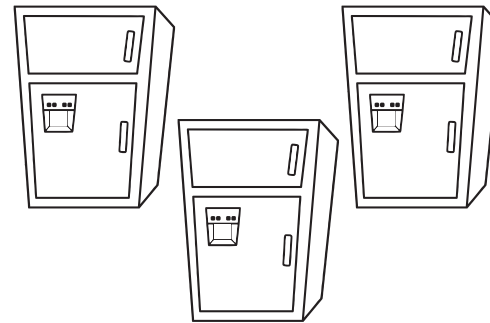
couches.

Glue/Staple




chairs.

Glue/Staple



fridges.




ovens.

Name _____

four

She has 4


Glue/Staple



skirts.


By Lavinia Pop © 2013

Glue/Staple



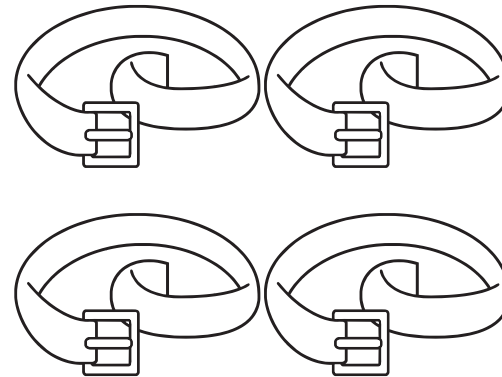
dresses.

Glue/Staple




t-shirts.

Glue/Staple



belts.





hats.

Name _____

five


Look at the 5

Glue/Staple




birds.

By Lavinia Pop © 2013




dogs.

Glue/Staple




cats.

Glue/Staple



rabbits.

Glue/Staple



turtles.

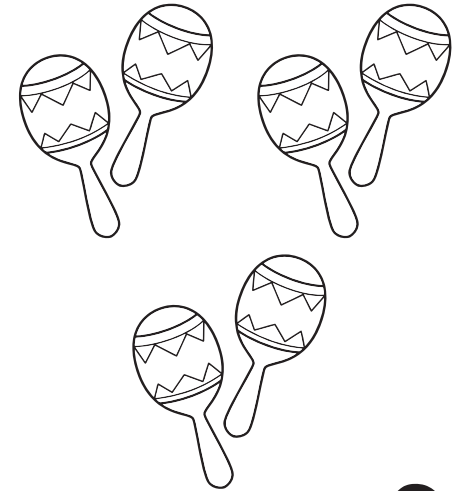
Name _____

six

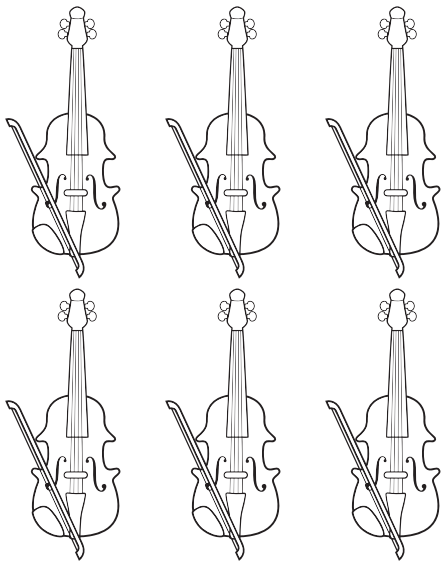
Can you see 6

By Lavinia Pop © 2013

Glue/Staple

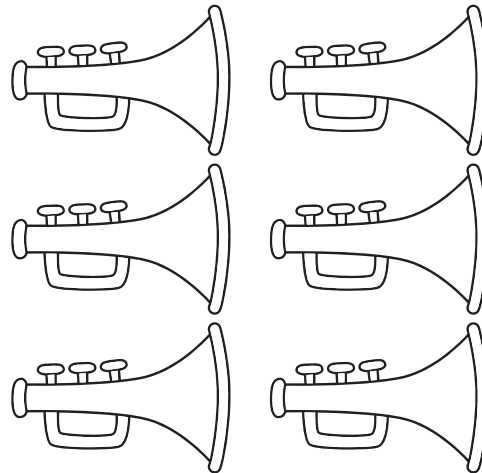


maracas?




violins?

Glue/Staple



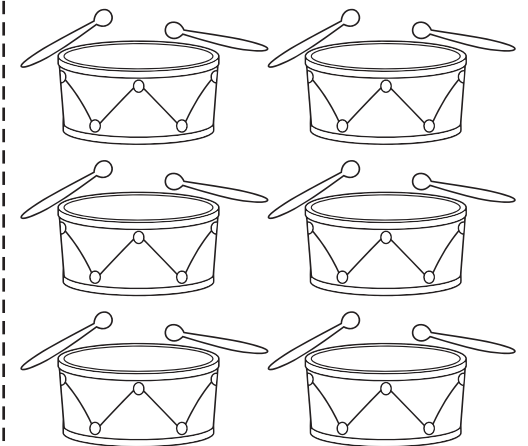
trumpets?

Glue/Staple



microphones?

Glue/Staple



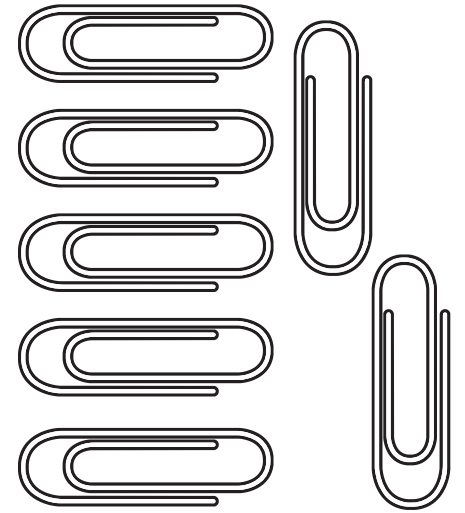
drums?

Name _____

seven

I want 7


Glue/Staple



paper clips.


By Lavinia Pop © 2013

Glue/Staple



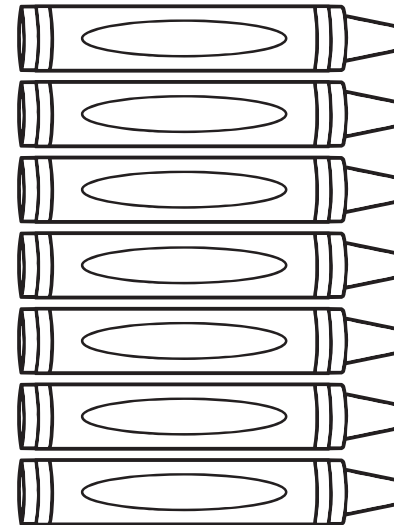
staplers.

Glue/Staple




erasers.

Glue/Staple



crayons.



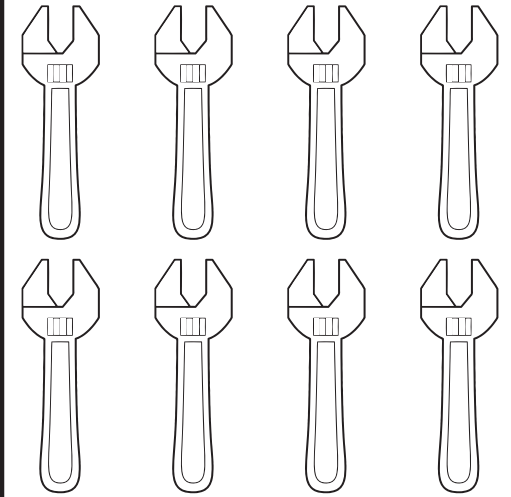
pens.

Name _____

eight

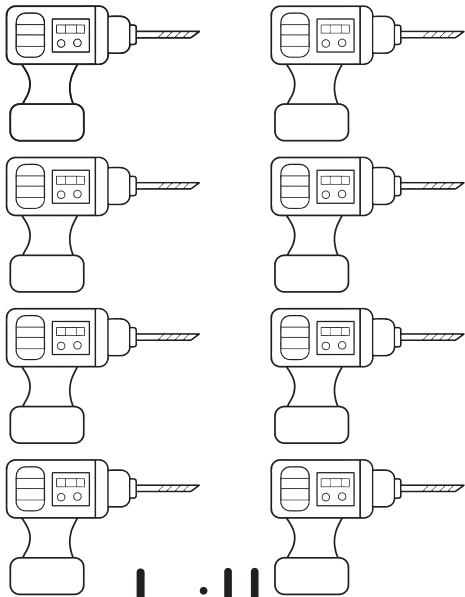
Dad has 8

Glue/Staple



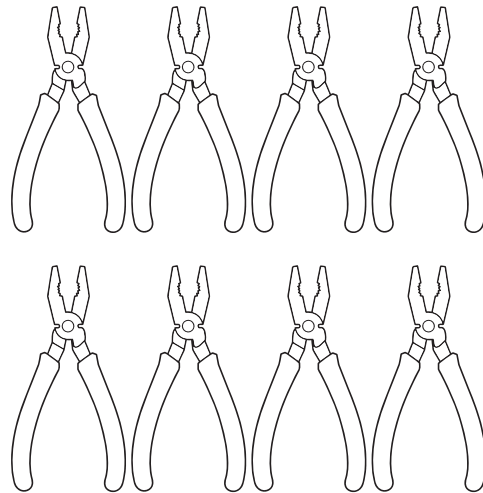
wrenches.

By Lavinia Pop © 2013



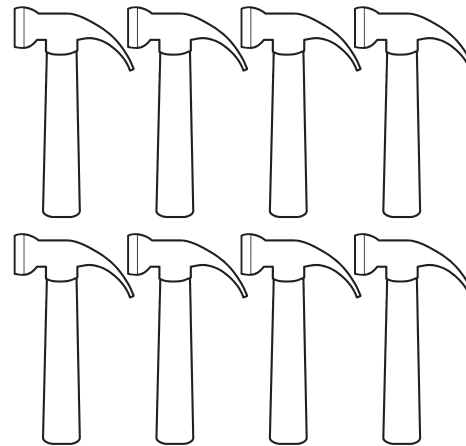
drills.

Glue/Staple



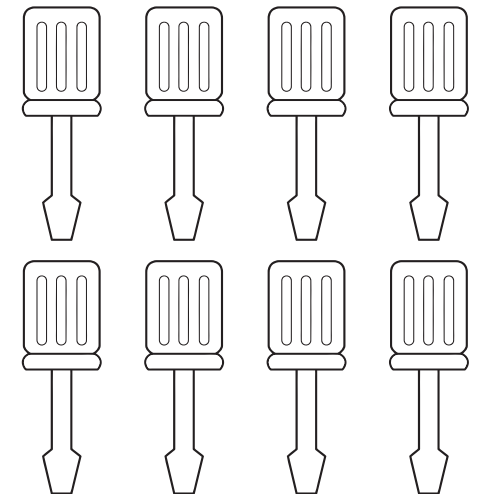
pliers.

Glue/Staple



hammers.

Glue/Staple




screwdrivers.

Name _____

nine

I will eat 9


Glue/Staple



cupcakes.

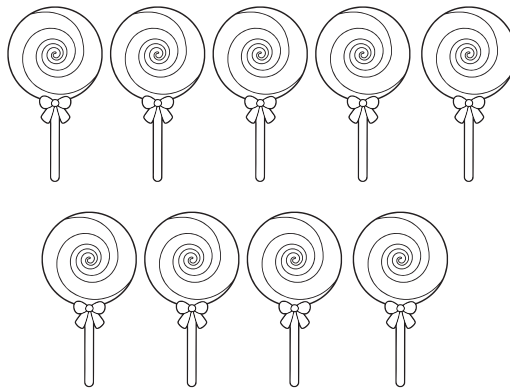
By Lavinia Pop © 2013

Glue/Staple




apples.

Glue/Staple

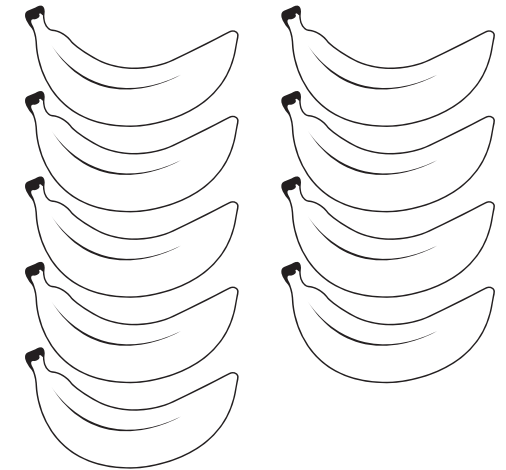


lollipops.

Glue/Staple



sandwiches.



bananas.


Name _____

ten

We see

10


Glue/Staple



sharks.


By Lavinia Pop © 2013

Glue/Staple




seahorses.

Glue/Staple




dolphins.

Glue/Staple



fish.



squids.

Name _____

I see

one

|

Glue/Staple



house.

By Lavinia Pop © 2013



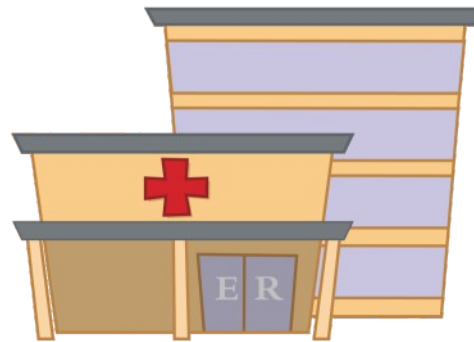
church.

Glue/Staple



school.

Glue/Staple



hospital.

Glue/Staple



firehouse.

Name _____

two

I have

2

Glue/Staple



hats.

By Lavinia Pop © 2013

Glue/Staple




coats.

Glue/Staple



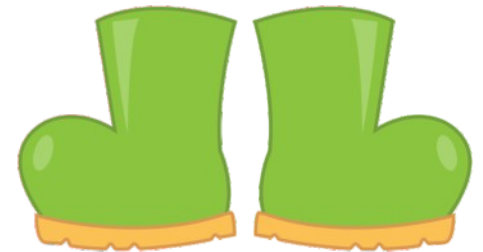
mittens.

Glue/Staple



scarves.

Glue/Staple



boots.

Name _____

three

There are 3

Glue/Staple



tables.

By Lavinia Pop © 2013

Glue/Staple



chairs.

Glue/Staple




fridges.

Glue/Staple



ovens.



couches.

Name _____

four

She has

4


Glue/Staple



skirts.


By Lavinia Pop © 2013

Glue/Staple




dresses.

Glue/Staple




t-shirts.

Glue/Staple



belts.

Glue/Staple





hats.

Name _____

five


Look at the 5

Glue/Staple




birds.

By Lavinia Pop © 2013




dogs.

Glue/Staple




cats.

Glue/Staple



rabbits.

Glue/Staple




turtles.

Name _____

six

Can you see 6

Glue/Staple



maracas?

By Lavinia Pop © 2013




violins?

Glue/Staple



trumpets?

Glue/Staple



microphones?

Glue/Staple



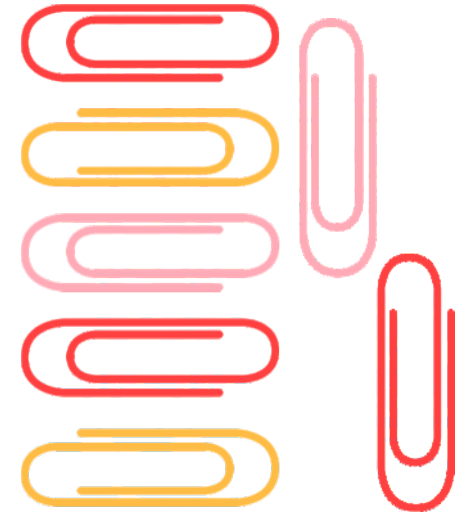
drums?

Name _____

seven

I want 7

Glue/Staple



paper clips.

By Lavinia Pop © 2013

Glue/Staple



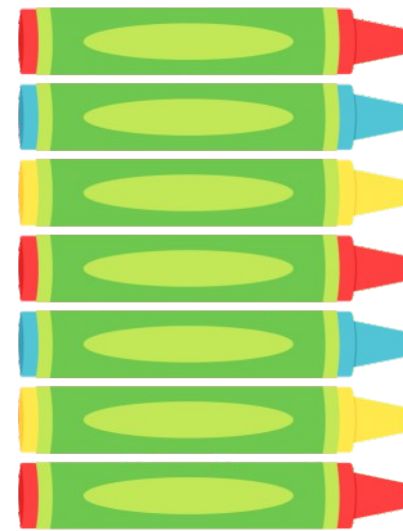
staplers.

Glue/Staple



erasers.

Glue/Staple



crayons.



pens.

Name _____

eight

Dad has

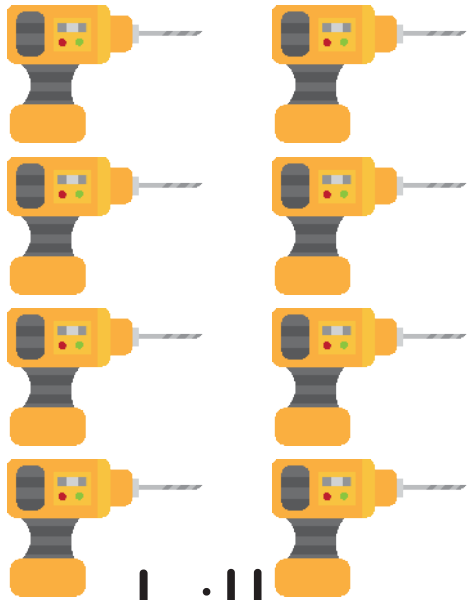
8

Glue/Staple




wrenches.

By Lavinia Pop © 2013



drills.

Glue/Staple




pliers.

Glue/Staple



hammers.

Glue/Staple



screwdrivers.

Name _____

nine


I will eat 9



cupcakes.

By Lavinia Pop © 2013

Glue/Staple




apples.

Glue/Staple




lollipops.

Glue/Staple



sandwiches.



bananas.


Name _____

ten

We see

10


Glue/Staple



sharks.


By Lavinia Pop © 2013

Glue/Staple




seahorses.

Glue/Staple




dolphins.

Glue/Staple



fish.

Glue/Staple



squids.