

# Pre-Primer Sight Words

40 Flip Books

Name: \_\_\_\_\_

like

Trace the following word:

like like like like


4 of my Flip Book sentences are:

- \_\_\_\_\_
- \_\_\_\_\_
- \_\_\_\_\_
- \_\_\_\_\_

Name \_\_\_\_\_

I like

Glue/Staple



chocolate.

By Lavinia Pop © 2012

Name \_\_\_\_\_

I like

Glue/Staple




chocolate.

By Lavinia Pop © 2012

 <p>cream.</p>	<p>Glue/Staple</p>  <p>yogurt.</p>	<p>Glue/Staple</p>  <p>pizza.</p>	<p>Glue/Staple</p>  <p>watermelon.</p>
---	---	--	---

Glue/Staple



ice cream.

Glue/Staple



yogurt.

Glue/Staple



pizza.

Glue/Staple



watermelon.

by Lavinia Pop

# Introduction

## About this book:

This book contains a collection of 40 Pre-Primer sight words flip books in black and white as well as colour. Each flip book is followed by a writing worksheet for children to further practice the sight word in focus.

## Directions for use:

To assemble the flip books, cut out each rectangle, then along the lines of the bottom rectangle. Make sure that the top rectangle is left intact as it will form the base for the flip book! Arrange the “flips” (pages) one on top of the other and staple them to the base. Students will have lots of fun reading their flip books over and over again to friends and family! Once children have finished reading their flip book, they then complete the writing sheet attached to each flip book.

The pre-primer sight word flip books in this packet are ordered so that each new booklet builds on the sight words learnt in previous booklets. For this reason, it is recommended that you introduce the sight words in the order that they are presented in this book.

Happy Teaching :)



Top and bottom rectangles have been cut out. TOP rectangle has been left intact.

“Flips” (pages) have been placed one on top of the other and stapled to the base.



## Pre-Primer sight words included in this unit:


- |          |          |           |
|----------|----------|-----------|
| 1. a     | 16. up   | 31. need  |
| 2. and   | 17. come | 32. where |
| 3. I     | 18. here | 33. funny |
| 4. see   | 19. in   | 34. jump  |
| 5. can   | 20. said | 35. not   |
| 6. me    | 21. big  | 36. that  |
| 7. the   | 22. play | 37. away  |
| 8. you   | 23. run  | 38. help  |
| 9. is    | 24. to   | 39. went  |
| 10. it   | 25. find | 40. with  |
| 11. like | 26. for  |           |
| 12. my   | 27. look |           |
| 13. at   | 28. we   |           |
| 14. down | 29. are  |           |
| 15. go   | 30. make |           |

Name \_\_\_\_\_

A

By Lavinia Pop © 2012

Glue/Staple




dog.


Glue/Staple

Glue/Staple


Glue/Staple




cat.



rabbit.



hamster.




turtle.

a

Name: \_\_\_\_\_

Trace the following word:



a a a a a

4 of my Flip Book sentences are:

1.

\_\_\_\_\_

\_\_\_\_\_

\_\_\_\_\_

2.

\_\_\_\_\_

\_\_\_\_\_

\_\_\_\_\_

3.

\_\_\_\_\_

\_\_\_\_\_

\_\_\_\_\_

4.

\_\_\_\_\_

\_\_\_\_\_

\_\_\_\_\_

Name \_\_\_\_\_

Ben and

Glue/Staple



Tom.

By Lavinia Pop © 2012

Glue/Staple



Rob.

Glue/Staple



Jan.

Glue/Staple



Ben.




Kim.

and

Name: \_\_\_\_\_

Trace the following word:



and and and and

4 of my Flip Book sentences are:

1.

\_\_\_\_\_

\_\_\_\_\_

\_\_\_\_\_

2.

\_\_\_\_\_

\_\_\_\_\_

\_\_\_\_\_

3.

\_\_\_\_\_

\_\_\_\_\_

\_\_\_\_\_

4.

\_\_\_\_\_

\_\_\_\_\_

\_\_\_\_\_

Glue/Staple



A dog

Name \_\_\_\_\_

and I.

By Lavinia Pop © 2012

Glue/Staple




A snail

Glue/Staple




A cat

Glue/Staple



A pig




A turkey

I

Name: \_\_\_\_\_

Trace the following word:



I I I I I

4 of my Flip Book sentences are:

1.

\_\_\_\_\_

\_\_\_\_\_

\_\_\_\_\_

2.

\_\_\_\_\_

\_\_\_\_\_

\_\_\_\_\_

3.

\_\_\_\_\_

\_\_\_\_\_

\_\_\_\_\_

4.

\_\_\_\_\_

\_\_\_\_\_

\_\_\_\_\_


Name \_\_\_\_\_

I

see

a


Glue/Staple



**COW.**


By Lavinia Pop © 2012

Glue/Staple




**barn.**

Glue/Staple




**horse.**

Glue/Staple



**sheep.**




**pig.**

see

Name: \_\_\_\_\_

Trace the following word:



see

see

see

see

4 of my Flip Book sentences are:

1.

2.

3.

4.

Name \_\_\_\_\_


I can

By Lavinia Pop © 2012

Glue/Staple



ride.




run.

Glue/Staple



jump.

Glue/Staple



walk.

Glue/Staple




hop.

can

Name: \_\_\_\_\_

Trace the following word:



can can can can

4 of my Flip Book sentences are:

1.

\_\_\_\_\_

\_\_\_\_\_

\_\_\_\_\_

2.

\_\_\_\_\_

\_\_\_\_\_

\_\_\_\_\_

3.

\_\_\_\_\_

\_\_\_\_\_

\_\_\_\_\_


4.

\_\_\_\_\_

\_\_\_\_\_

\_\_\_\_\_

Glue/Staple




A hamster

Name \_\_\_\_\_

can see me.


By Lavinia Pop © 2012

Glue/Staple




A dog

Glue/Staple




A turtle

Glue/Staple



A cat

Glue/Staple




A rabbit

me

Name: \_\_\_\_\_

Trace the following word:



me me me me

4 of my Flip Book sentences are:

1.

2.

3.

4.

Name \_\_\_\_\_

Glue/Staple



monkey.

I can see the


By Lavinia Pop © 2012

Glue/Staple




giraffe.

Glue/Staple




zebra.

Glue/Staple




kangaroo.



elephant.

the

Name: \_\_\_\_\_



Trace the following word:

the the the the

4 of my Flip Book sentences are:

1.

\_\_\_\_\_

\_\_\_\_\_

\_\_\_\_\_

2.

\_\_\_\_\_

\_\_\_\_\_

\_\_\_\_\_

3.

\_\_\_\_\_

\_\_\_\_\_

\_\_\_\_\_

4.


\_\_\_\_\_

\_\_\_\_\_

\_\_\_\_\_

Name \_\_\_\_\_

Glue/Staple




cow?

Can you see the


By Lavinia Pop © 2012

Glue/Staple




barn?

Glue/Staple




horse?

Glue/Staple



sheep?




pig?

you

Name: \_\_\_\_\_

Trace the following word:



you you you you

4 of my Flip Book sentences are:


1.

2.

3.

4.

Glue/Staple



crab


Name \_\_\_\_\_

The

is red.


By Lavinia Pop © 2012

Glue/Staple




barn

Glue/Staple




apple

Glue/Staple



bird

Glue/Staple




heart

is

Name: \_\_\_\_\_

Trace the following word:



is is is is is

4 of my Flip Book sentences are:

1.

2.


3.

4.

Name \_\_\_\_\_

Is it a

Glue/Staple




rooster?

By Lavinia Pop © 2012


Glue/Staple

Glue/Staple


Glue/Staple




flamingo?



swan?




duck?



turkey?

it

Name: \_\_\_\_\_



Trace the following word:

it it it it it

4 of my Flip Book sentences are:

1.

2.


3.

4.

Name \_\_\_\_\_

I like

Glue/Staple




chocolate.

By Lavinia Pop © 2012



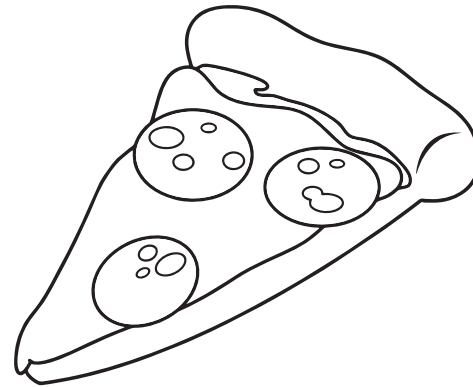
ice cream.

Glue/Staple



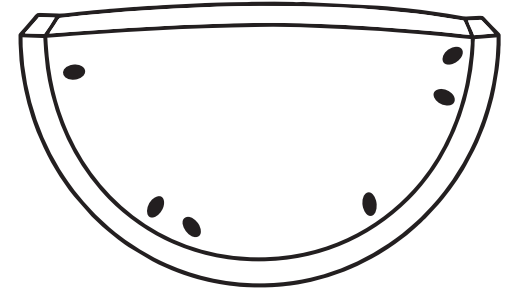
yogurt.

Glue/Staple



pizza.

Glue/Staple




watermelon.

like

Name: \_\_\_\_\_

Trace the following word:



like like like like

4 of my Flip Book sentences are:

1.

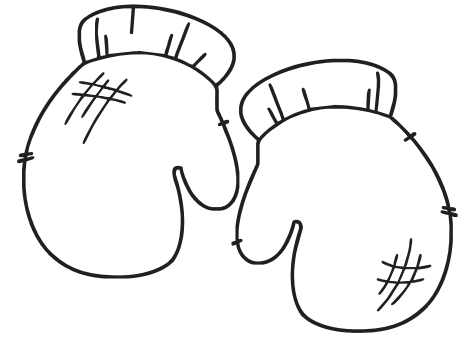
2.

3.

4.

Name \_\_\_\_\_

Glue/Staple



mittens?


Can you see my

By Lavinia Pop © 2012

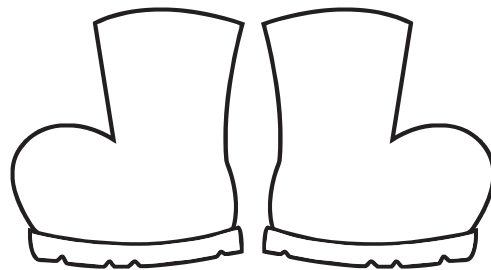
Glue/Staple

Glue/Staple

Glue/Staple



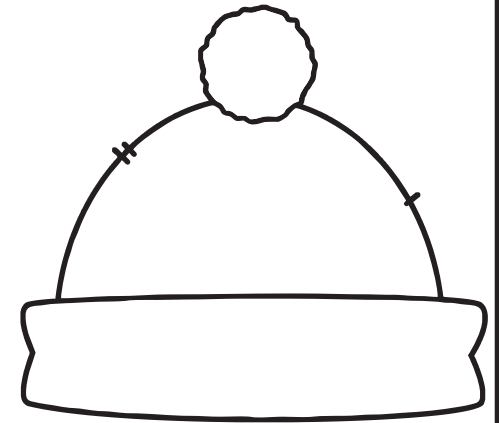
scarf?



boots?



coat?




hat?

my

Name: \_\_\_\_\_

Trace the following word:



my my my my my

4 of my Flip Book sentences are:

1.

2.


3.

4.

Name \_\_\_\_\_

I am at the

Glue/Staple



**ZOO.**


By Lavinia Pop © 2012

Glue/Staple




**dentist.**

Glue/Staple



**park.**

Glue/Staple



**museum.**




**beach.**

at

Name: \_\_\_\_\_

Trace the following word:



at at at at at

4 of my Flip Book sentences are:

1.

2.

3.


4.

Name \_\_\_\_\_

I can go down the

By Lavinia Pop © 2012

Glue/Staple




tree.



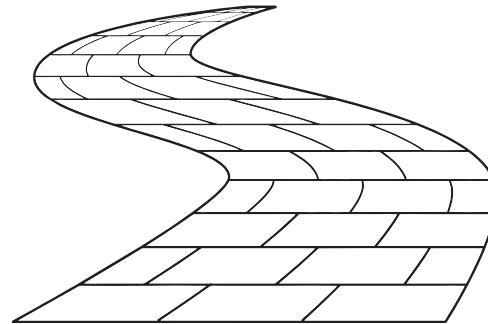
ladder.

Glue/Staple



slide.

Glue/Staple



path.

Glue/Staple




hill.

down

Name: \_\_\_\_\_

Trace the following word:



down down down down

4 of my Flip Book sentences are:

1.


2.

3.

4.

Name \_\_\_\_\_

Glue/Staple



I can go on the  
plane.

plane.


By Lavinia Pop © 2012

Glue/Staple




bike.

Glue/Staple




train.

Glue/Staple



bus.




wagon.

go

Name: \_\_\_\_\_

Trace the following word:



go go go go go

4 of my Flip Book sentences are:

1.

2.

3.


4.

Name \_\_\_\_\_

I can go up the  
tree.

By Lavinia Pop © 2012

Glue/Staple



tree.



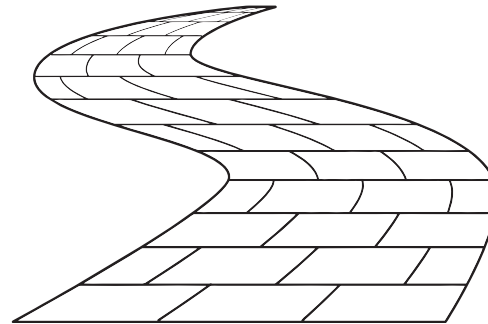
ladder.

Glue/Staple



slide.

Glue/Staple



path.

Glue/Staple




hill.

up

Name: \_\_\_\_\_

Trace the following word:



up up up up up

4 of my Flip Book sentences are:

1.

2.

3.

4.

Name \_\_\_\_\_

Come, see the

By Lavinia Pop © 2012

Glue/Staple




monkey!

Glue/Staple




giraffe!

Glue/Staple




zebra!

Glue/Staple



kangaroo!




elephant!

come

Name: \_\_\_\_\_

Trace the following word:



come come come come

4 of my Flip Book sentences are:

1.

2.

3.

4.

Name \_\_\_\_\_

Here is a


Glue/Staple



ball.

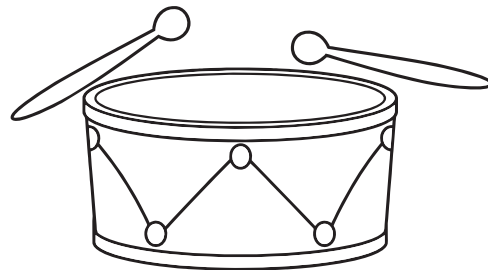
By Lavinia Pop © 2012

Glue/Staple




box.

Glue/Staple

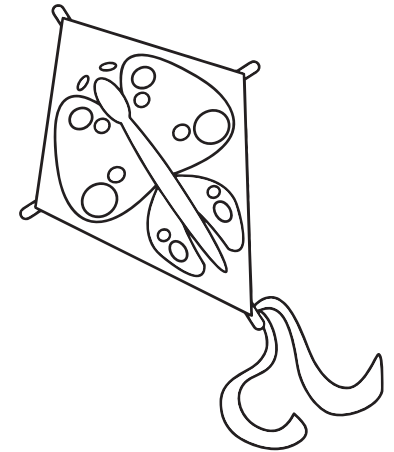


drum.

Glue/Staple



bear.




kite.

here

Name: \_\_\_\_\_

Trace the following word:



here here here here

4 of my Flip Book sentences are:

1.

\_\_\_\_\_

-----

\_\_\_\_\_

2.

\_\_\_\_\_

-----

\_\_\_\_\_

3.

\_\_\_\_\_

-----

\_\_\_\_\_

4.

\_\_\_\_\_

-----


\_\_\_\_\_

Name \_\_\_\_\_

Come in,


By Lavinia Pop © 2012

Glue/Staple




piglet!

Glue/Staple




lamb!

Glue/Staple




calf!

Glue/Staple



foal!




chick!

in

Name: \_\_\_\_\_

Trace the following word:



in in in in in

4 of my Flip Book sentences are:

1.


2.

3.

4.

Name \_\_\_\_\_

Glue/Staple



Pam.

“I can run!” said

By Lavinia Pop © 2012

Glue/Staple




Jen.

Glue/Staple



Sam.

Glue/Staple




Kip.



Bob.

said

Name: \_\_\_\_\_



Trace the following word:

said said said said

4 of my Flip Book sentences are:

1.

2.


3.

4.

Name \_\_\_\_\_

I see a big


Glue/Staple



bridge.


By Lavinia Pop © 2012

Glue/Staple



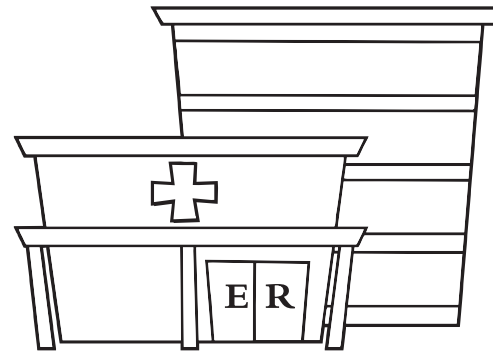
school.

Glue/Staple




castle.

Glue/Staple



hospital.




church.

big

Name: \_\_\_\_\_

Trace the following word:



big big big big

4 of my Flip Book sentences are:

1.

2.

3.


4.

Name \_\_\_\_\_

I can play at the

By Lavinia Pop © 2012

Glue/Staple




**ZOO.**




**dentist.**

Glue/Staple



**park.**

Glue/Staple



**museum.**

Glue/Staple




**beach.**

play

Name: \_\_\_\_\_

Trace the following word:



play play play play

4 of my Flip Book sentences are:


1.

2.

3.

4.

Glue/Staple



Pam

Name \_\_\_\_\_

and I can run.

By Lavinia Pop © 2012

Glue/Staple




Jen

Glue/Staple



Sam

Glue/Staple



Kip




Bob

run

Name: \_\_\_\_\_

Trace the following word:



run run run run

4 of my Flip Book sentences are:

1.

\_\_\_\_\_

2.

\_\_\_\_\_

3.

\_\_\_\_\_


4.

\_\_\_\_\_

Name \_\_\_\_\_

I can go to

Glue/Staple



the farm.


By Lavinia Pop © 2012

Glue/Staple




church.

Glue/Staple




the park.

Glue/Staple



the city.




school.

to

Name: \_\_\_\_\_

Trace the following word:



to to to to to

4 of my Flip Book sentences are:

1.

2.

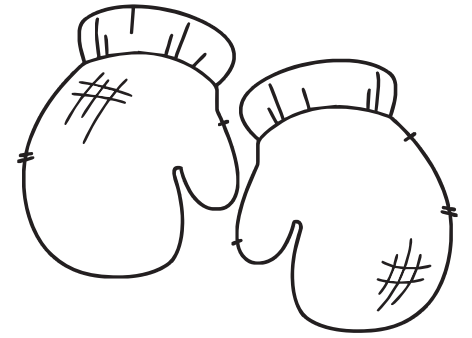
3.

4.

Name \_\_\_\_\_

Glue/Staple

Can you find the




mittens?

By Lavinia Pop © 2012

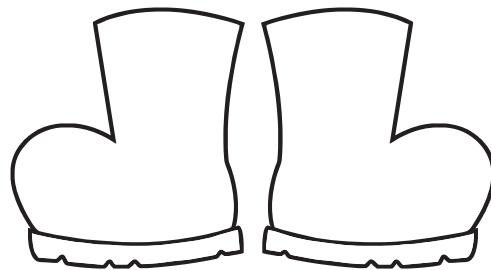
Glue/Staple

Glue/Staple

Glue/Staple



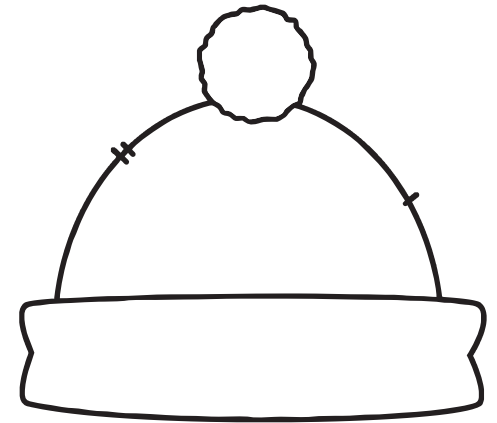
scarf?



boots?



coat?




hat?

find

Name: \_\_\_\_\_

Trace the following word:



find find find find

4 of my Flip Book sentences are:

1.

2.

3.

4.

The




ball

Name \_\_\_\_\_

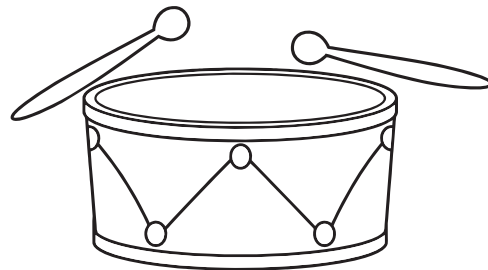
is for me.

By Lavinia Pop © 2012




book

Glue/Staple



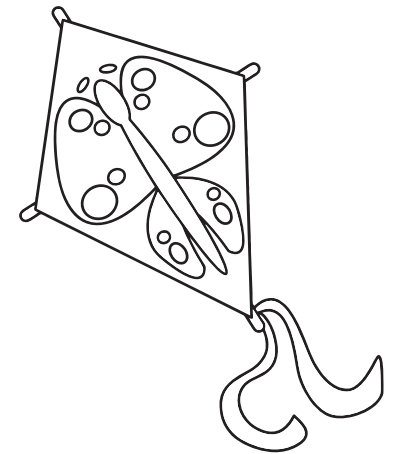
drum

Glue/Staple



bear

Glue/Staple




kite

for

Name: \_\_\_\_\_

Trace the following word:



for for for for

4 of my Flip Book sentences are:

1.

2.

3.

4.

Name \_\_\_\_\_

Glue/Staple

Can you **look** for my



skirt?

By Lavinia Pop © 2012


Glue/Staple

Glue/Staple


Glue/Staple




t-shirt?



sunglasses?



shorts?




sunhat?

look

Name: \_\_\_\_\_

Trace the following word:



look look look look

4 of my Flip Book sentences are:

1.

\_\_\_\_\_

\_\_\_\_\_

\_\_\_\_\_

2.

\_\_\_\_\_

\_\_\_\_\_

\_\_\_\_\_

3.

\_\_\_\_\_

\_\_\_\_\_

\_\_\_\_\_

4.

\_\_\_\_\_


\_\_\_\_\_

\_\_\_\_\_

Name \_\_\_\_\_

We like

Glue/Staple




chocolate.

By Lavinia Pop © 2012



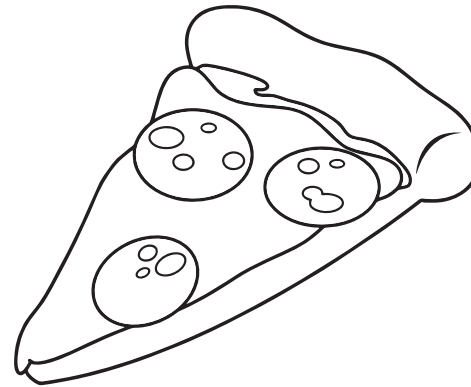
ice cream.

Glue/Staple



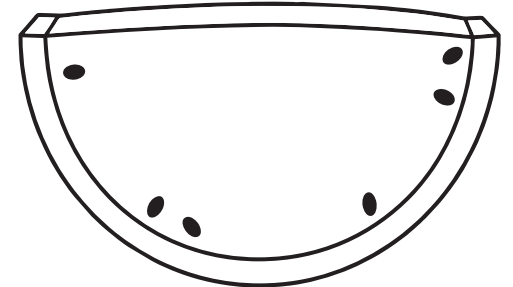
yogurt.

Glue/Staple



pizza.

Glue/Staple




watermelon.

we

Name: \_\_\_\_\_

Trace the following word:



we

we

we

we

4 of my Flip Book sentences are:

1.

2.

3.

4.

Are

the

Glue/Staple



presents

Name \_\_\_\_\_


for you?

By Lavinia Pop © 2012




apples

Glue/Staple




sunglasses

Glue/Staple



flowers

Glue/Staple




chocolates

are

Name: \_\_\_\_\_

Trace the following word:



are are are are

4 of my Flip Book sentences are:

1.

\_\_\_\_\_

2.

\_\_\_\_\_

3.

\_\_\_\_\_

4.


\_\_\_\_\_

Name \_\_\_\_\_

I can make a

By Lavinia Pop © 2012

Glue/Staple



card.

Glue/Staple




cookie.

Glue/Staple



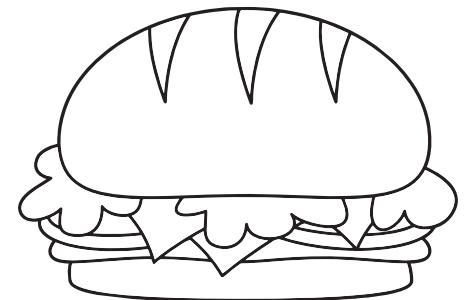
cupcake.

Glue/Staple



painting.

Glue/Staple




sandwich.

make

Name: \_\_\_\_\_

Trace the following word:



make make make make

4 of my Flip Book sentences are:

1.

2.

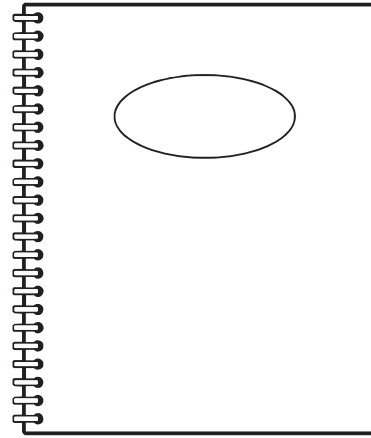
3.

4.

I

need

Glue/Staple




a notebook

Name \_\_\_\_\_


for school.

By Lavinia Pop © 2012



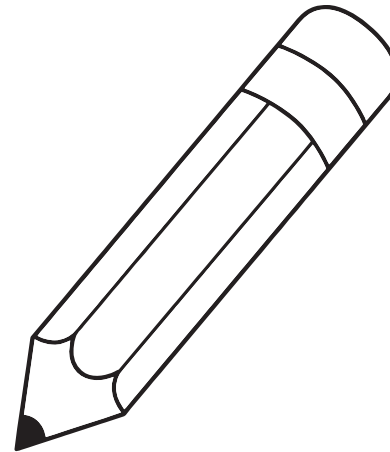
a backpack

Glue/Staple




an eraser

Glue/Staple



a pencil

Glue/Staple




a sharpener

need

Name: \_\_\_\_\_

Trace the following word:



need need need need

4 of my Flip Book sentences are:

1.

2.


3.

4.

Name \_\_\_\_\_

Where is the


Glue/Staple



ham?

By Lavinia Pop © 2012

Glue/Staple




bread?

Glue/Staple




lettuce?

Glue/Staple



cheese?




tomato?

where

Name: \_\_\_\_\_

Trace the following word:



where where where where

4 of my Flip Book sentences are:

1.

2.

3.


4.

Name \_\_\_\_\_

I see a funny

By Lavinia Pop © 2012

Glue/Staple



Glue/Staple

Glue/Staple


Glue/Staple



dog.



skunk.



pig.




monkey.

funny

Name: \_\_\_\_\_

Trace the following word:



funny funny funny funny

4 of my Flip Book sentences are:

1.

2.

3.


4.

Name \_\_\_\_\_

Can you jump  
on the

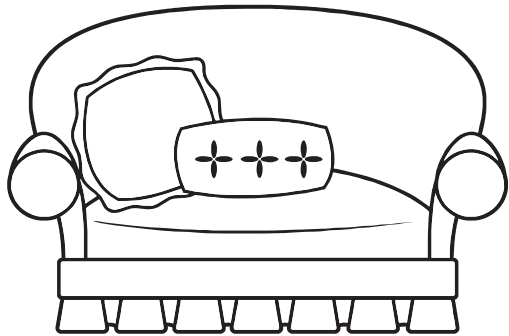
By Lavinia Pop © 2012

Glue/Staple




bridge?

Glue/Staple




couch?

Glue/Staple




table?

Glue/Staple



chair?




bed?

jump

Name: \_\_\_\_\_

Trace the following word:



jump jump jump jump

4 of my Flip Book sentences are:

1.

2.


3.

4.

Name \_\_\_\_\_

I am not at

Glue/Staple



the library.


By Lavinia Pop © 2012

Glue/Staple




home.

Glue/Staple




school.

Glue/Staple




the park.



the zoo.

not

Name: \_\_\_\_\_



Trace the following word:

not not not not

4 of my Flip Book sentences are:

1.

2.

3.

4.

Name \_\_\_\_\_

That is my

Glue/Staple



scarecrow!

By Lavinia Pop © 2012

Glue/Staple



pie!

Glue/Staple



apple!

Glue/Staple




rake!



football!

that

Name: \_\_\_\_\_



Trace the following word:

that that that that

4 of my Flip Book sentences are:

1.


2.

3.

4.

The

Glue/Staple




bee

Name \_\_\_\_\_


went away.

By Lavinia Pop © 2012




ladybug

Glue/Staple




caterpillar

Glue/Staple



snail

Glue/Staple




spider

away

Name: \_\_\_\_\_

Trace the following word:



away away away away

4 of my Flip Book sentences are:

1.

2.

3.

4.

Name \_\_\_\_\_

# Can you help me


By Lavinia Pop © 2012

Glue/Staple



swim?

Glue/Staple




sweep?



paint?

Glue/Staple



cross?

Glue/Staple




cook?

help

Name: \_\_\_\_\_

Trace the following word:



help help help help

4 of my Flip Book sentences are:

1.

2.


3.

4.

Name \_\_\_\_\_

I went to


Glue/Staple



bed.


By Lavinia Pop © 2012

Glue/Staple




school.

Glue/Staple




the library.

Glue/Staple



the park.


Glue/Staple



the  
post office.

went

Name: \_\_\_\_\_



Trace the following word:

went went went went

4 of my Flip Book sentences are:

1.

2.

3.

4.

Name \_\_\_\_\_

Are you at  
the park with

By Lavinia Pop © 2012

Glue/Staple



Tom?

Glue/Staple



Rob?

Glue/Staple



Jan?



Ben?

Glue/Staple




Kim?

with

Name: \_\_\_\_\_

Trace the following word:



with with with with

4 of my Flip Book sentences are:

1.

\_\_\_\_\_

\_\_\_\_\_

\_\_\_\_\_

2.

\_\_\_\_\_

\_\_\_\_\_

\_\_\_\_\_

3.

\_\_\_\_\_

\_\_\_\_\_

\_\_\_\_\_

4.

\_\_\_\_\_

\_\_\_\_\_

\_\_\_\_\_

Name \_\_\_\_\_

A

By Lavinia Pop © 2012

Glue/Staple



dog.


Glue/Staple

Glue/Staple

Glue/Staple




cat.



rabbit.



hamster.



turtle.

Name \_\_\_\_\_

Ben and

Glue/Staple



Tom.

By Lavinia Pop © 2012

Glue/Staple



Rob.

Glue/Staple



Jan.

Glue/Staple



Ben.



Kim.

Glue/Staple



A dog

Name \_\_\_\_\_

and I.

By Lavinia Pop © 2012

Glue/Staple



A snail

Glue/Staple




A cat

Glue/Staple



A pig



A turkey


Name \_\_\_\_\_

I

see

a

Glue/Staple



COW.


By Lavinia Pop © 2012

Glue/Staple



barn.

Glue/Staple




horse.

Glue/Staple



sheep.



pig.

Name \_\_\_\_\_

I can

By Lavinia Pop © 2012

Glue/Staple



ride.



run.

Glue/Staple



jump.

Glue/Staple



walk.

Glue/Staple



hop.

Glue/Staple



A hamster

Name \_\_\_\_\_

can see me.


By Lavinia Pop © 2012

Glue/Staple



A dog

Glue/Staple




A turtle

Glue/Staple



A cat

Glue/Staple



A rabbit

Name \_\_\_\_\_

I can see **the**

Glue/Staple



monkey.

By Lavinia Pop © 2012

Glue/Staple



giraffe.

Glue/Staple




zebra.

Glue/Staple




kangaroo.



elephant.

Name \_\_\_\_\_

Glue/Staple



cow?

Can **you** see the


By Lavinia Pop © 2012

Glue/Staple



barn?

Glue/Staple




horse?

Glue/Staple




sheep?



pig?

Glue/Staple



crab

The

Name \_\_\_\_\_

is red.


By Lavinia Pop © 2012

Glue/Staple




barn

Glue/Staple



apple

Glue/Staple



bird




heart

Name \_\_\_\_\_

Is it a

Glue/Staple



rooster?


By Lavinia Pop © 2012

Glue/Staple



flamingo?

Glue/Staple



swan?

Glue/Staple



duck?



turkey?

Name \_\_\_\_\_

I like

Glue/Staple



chocolate.

By Lavinia Pop © 2012

Glue/Staple




ice cream.

Glue/Staple




yogurt.

Glue/Staple



pizza.



watermelon.

Name \_\_\_\_\_

Glue/Staple



mittens?

Can you see my

By Lavinia Pop © 2012

Glue/Staple



scarf?

Glue/Staple



boots?

Glue/Staple



coat?



hat?

Name \_\_\_\_\_

I am at the

Glue/Staple



ZOO.

By Lavinia Pop © 2012

Glue/Staple



dentist.

Glue/Staple



park.

Glue/Staple



museum.



beach.

Name \_\_\_\_\_

I can go **down** the

By Lavinia Pop © 2012

Glue/Staple



tree.



ladder.

Glue/Staple



slide.

Glue/Staple



path.


Glue/Staple



hill.

Name \_\_\_\_\_

Glue/Staple



I can go on the  
plane.

plane.

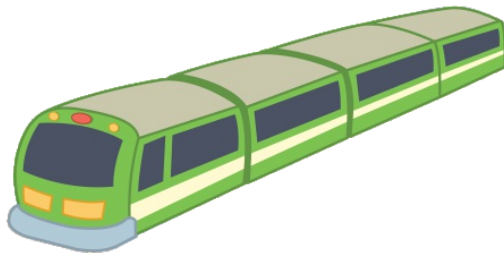
By Lavinia Pop © 2012

Glue/Staple



bike.

Glue/Staple



train.

Glue/Staple



bus.



wagon.

Name \_\_\_\_\_

Glue/Staple



I can go **up** the

tree.

By Lavinia Pop © 2012

Glue/Staple



ladder.

Glue/Staple



slide.

Glue/Staple



path.




hill.

Name \_\_\_\_\_

Come, see the

By Lavinia Pop © 2012

Glue/Staple



monkey!

Glue/Staple



giraffe!

Glue/Staple



zebra!

Glue/Staple



kangaroo!

Glue/Staple



elephant!

Name \_\_\_\_\_

Here is a


Glue/Staple



ball.

By Lavinia Pop © 2012

Glue/Staple



box.

Glue/Staple




drum.

Glue/Staple



bear.




kite.

Name \_\_\_\_\_

Come in,


By Lavinia Pop © 2012

Glue/Staple




piglet!

Glue/Staple




lamb!

Glue/Staple



calf!

Glue/Staple



foal!



chick!

Name \_\_\_\_\_

“I can run!” said

Glue/Staple



Pam.

By Lavinia Pop © 2012

Glue/Staple

Glue/Staple

Glue/Staple



Jen.



Sam.



Kip.



Bob.

Name \_\_\_\_\_

I see a big

Glue/Staple



bridge.


By Lavinia Pop © 2012

Glue/Staple



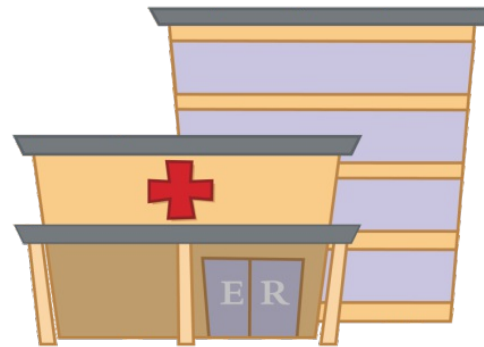
school.

Glue/Staple



castle.

Glue/Staple



hospital.



church.

Name \_\_\_\_\_

I can **play** at the

By Lavinia Pop © 2012

Glue/Staple



**ZOO.**

Glue/Staple



dentist.

Glue/Staple



park.

Glue/Staple



museum.



beach.

Glue/Staple



Pam

Name \_\_\_\_\_

and I can **run.**

By Lavinia Pop © 2012

Glue/Staple



Jen

Glue/Staple



Sam

Glue/Staple



Kip



Bob

Name \_\_\_\_\_

I can go to

Glue/Staple



the farm.

By Lavinia Pop © 2012

Glue/Staple



school.

Glue/Staple



church.

Glue/Staple



the park.



the city.

Name \_\_\_\_\_

Glue/Staple

Can you **find** the



mittens?

By Lavinia Pop © 2012

Glue/Staple



scarf?

Glue/Staple



boots?

Glue/Staple



coat?



hat?

The



ball

Name \_\_\_\_\_

is **for** me.

By Lavinia Pop © 2012



book

Glue/Staple




drum

Glue/Staple



bear

Glue/Staple



kite

Name \_\_\_\_\_

Glue/Staple



Can you **look** for my

skirt?

By Lavinia Pop © 2012

Glue/Staple




t-shirt?

Glue/Staple



sunglasses?

Glue/Staple



shorts?



sunhat?

Name \_\_\_\_\_

We like

Glue/Staple



chocolate.

By Lavinia Pop © 2012




ice cream.

Glue/Staple




yogurt.

Glue/Staple



pizza.

Glue/Staple



watermelon.

Are

the

Glue/Staple




presents

Name \_\_\_\_\_

for you?

By Lavinia Pop © 2012



apples

Glue/Staple



sunglasses

Glue/Staple



flowers

Glue/Staple



chocolates

Name \_\_\_\_\_

I can **make** a

By Lavinia Pop © 2012

Glue/Staple



card.

Glue/Staple



cookie.

Glue/Staple




cupcake.

Glue/Staple



painting.

Glue/Staple



sandwich.

I

need

Glue/Staple



a notebook

Name \_\_\_\_\_

for school.

By Lavinia Pop © 2012



a backpack

Glue/Staple



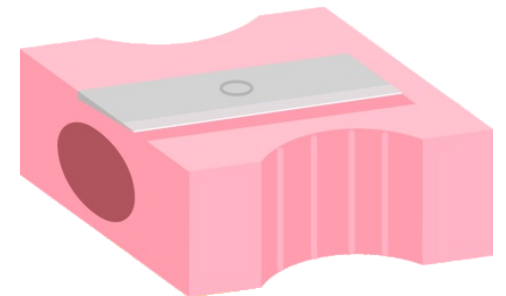
an eraser

Glue/Staple



a pencil

Glue/Staple



a sharpener

Name \_\_\_\_\_

Where is the


Glue/Staple



ham?

By Lavinia Pop © 2012

Glue/Staple




bread?

Glue/Staple

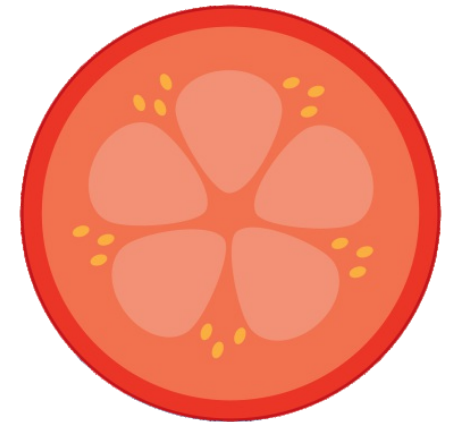


lettuce?

Glue/Staple



cheese?




tomato?

Name \_\_\_\_\_

I see a funny  
dragon.

By Lavinia Pop © 2012

Glue/Staple



dragon.

Glue/Staple

Glue/Staple

Glue/Staple



dog.



skunk.



pig.



monkey.

Name \_\_\_\_\_

Can you **jump**  
on the

By Lavinia Pop © 2012

Glue/Staple



bridge?

Glue/Staple



table?

Glue/Staple

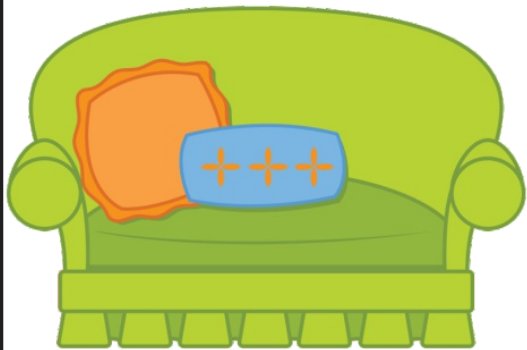


chair?

Glue/Staple



bed?




couch?

Name \_\_\_\_\_

I am **not** at

Glue/Staple



the library.

By Lavinia Pop © 2012


Glue/Staple

Glue/Staple

Glue/Staple



home.



school.



the park.



the zoo.

Name \_\_\_\_\_

That is my

Glue/Staple



scarecrow!

By Lavinia Pop © 2012

Glue/Staple



pie!

Glue/Staple



apple!

Glue/Staple



rake!



football!



The



Name \_\_\_\_\_

went away.

By Lavinia Pop © 2012



Name \_\_\_\_\_

Can you **help** me

By Lavinia Pop © 2012

Glue/Staple



swim?

Glue/Staple



sweep?

Glue/Staple



paint?

Glue/Staple



cross?

Glue/Staple



cook?

Name \_\_\_\_\_

I went to

Glue/Staple



bed.

By Lavinia Pop © 2012

Glue/Staple



school.

Glue/Staple



the library.

Glue/Staple



the park.

Glue/Staple



the  
post office.

Name \_\_\_\_\_

Are you at  
the park **with**

By Lavinia Pop © 2012

Glue/Staple



Tom?

Glue/Staple



Rob?

Glue/Staple



Jan?

Glue/Staple



Ben?



Kim?